



SOLD

SOLD PRIOR TO AUCTION READY FOR RE-DEVELOPMENT

This original treasured family home provides immediate live-in or lease-out options while you make plans for maximising the potential of the (722 sqm. approx) allotment that is ready for re-development (STCA). A host of options are available to the investor, developer, new home builder or land banker.

The original family home comprises of two levels, upon entry you will find a formal lounge/dining area, the heart of the home embraces an original Kitchen with a family meals area that leads out to a private east facing deck. The master bedroom with ensuite is super spacious, a further 2 bedrooms with a family bathroom compliment the bottom floor. Make your way up the stairs you will be pleasantly surprised finding a private fully self-contained area containing a separate generous bedroom, bath & shower, combined kitchen/ dining area and a separate light filled lounge. Ideal for extended families, home office or a teenagers retreat!

Just moments to Mount Waverley Secondary College, Wesley College, Riversdale Golf Course, Jordanville & Mount Waverley train stations, public transport at your doorstep, Mount Waverley Village Shopping Centre plus parkland, whilst close to the Monash Freeway. Call Dennis Tana 0424583271 Team Tana

4 BED | 3 BATH | 0 CAR

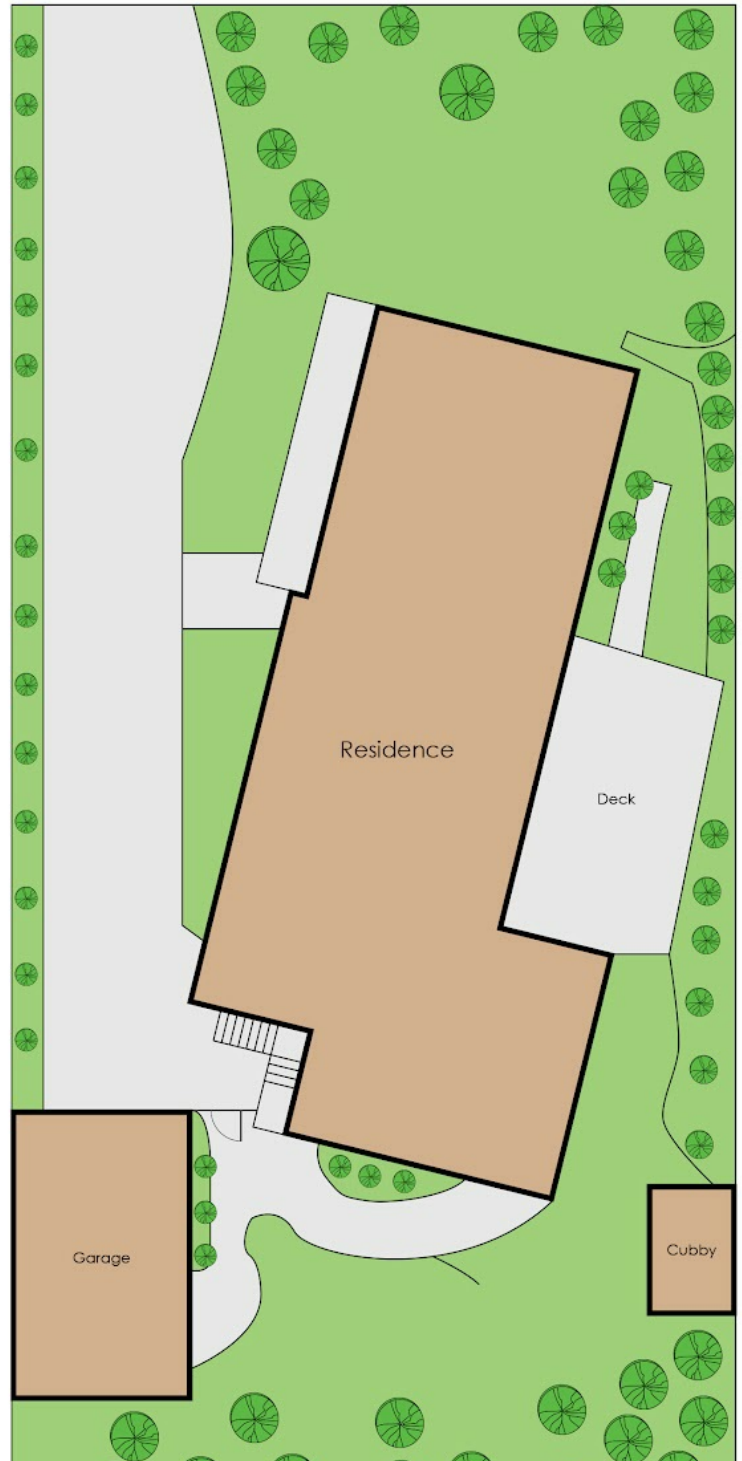
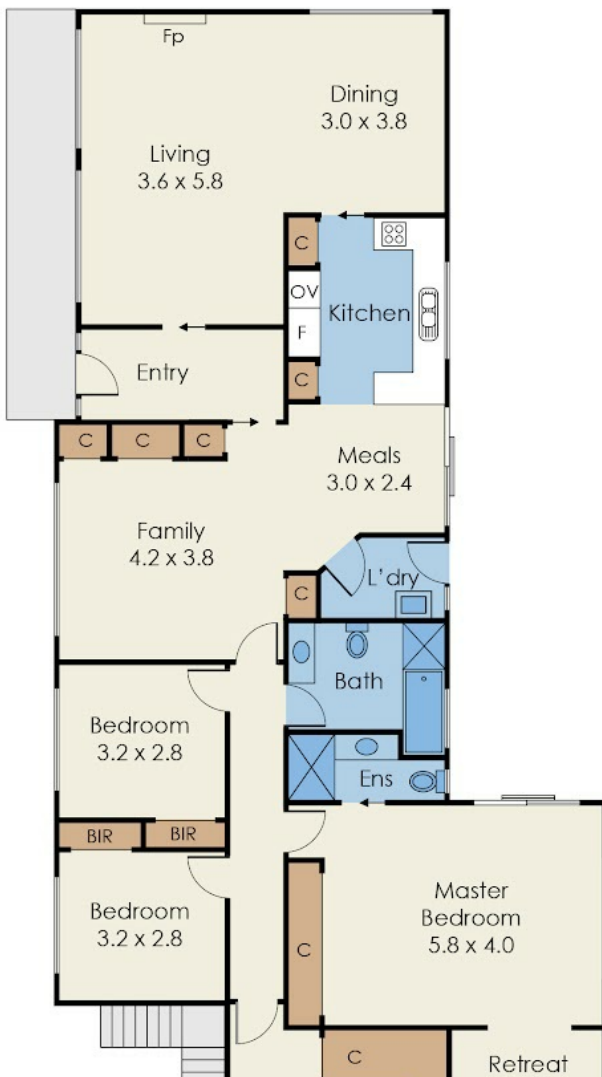
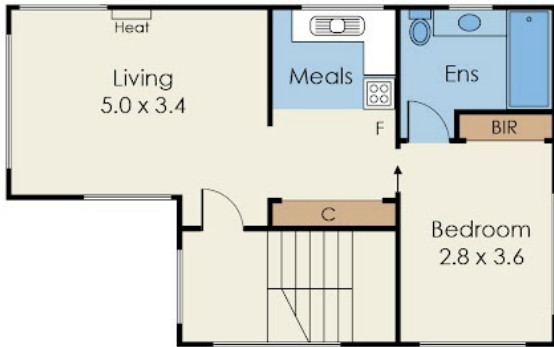
PRICE:
\$1,210,000

OPEN FOR INSPECTION:
N/A



Dennis Tana
0424583271
dennis.tana@atrealty.com.au
www.atrealty.com.au

418 High Street Road, Mount Waverley



Disclaimer: Please note this floor plan is for marketing purposes and is to be used as a guide only. All dimensions are estimates only and may not be exact measurements.

Dennis Tana
0424583271

dennis.tana@atrealty.com.au

www.atrealty.com.au

@realty
Not to Scale

Every care has been taken to verify the accuracy of details in this brochure. Prospective purchasers are requested to take such action as is necessary to satisfy themselves of any pertinent matters