



SOLD

LARGE FAMILY HOME - SIDE ACCESS

It's the little things that set this HOME apart from others. Large family home that has it all. See for yourself!

A highly convenient location of Rothwell. Be quick to inspect, this fantastic home that will TICK ALL THE BOXES, boasting a great family functional floorplan, bright and airy open plan living, 4 bedrooms, on a 640m2 level yard. Set back off the street with plenty of car parking and the side access that's hard to find is an excellent bonus.

Rothwell awaits. This great opportunity only minutes away from local schools including Mueller College, shops, restaurants, transport. and only a short drive to the North Lakes Shopping Centre, local beaches, and the Bruce Highway.

AT A GLANCE ON OFFER:

- * Large Open Plan Kitchen with plenty of bench space, cupboards, and pantry
- * Open plan design seamlessly connecting the kitchen, living, and dining spaces
- * Master with an WIR, ensuite and air conditioning and fan
- * 2nd & 3rd bedrooms with air conditioning, ceiling fans and built-in's
- * 4th bedroom with built-ins and ceiling fan
- * Family bathroom with separate toilet.
- * Covered front verandah to have morning tea.
- * A Super large covered outdoor area with outdoor blinds approximate 53 m2
- * Use as office, work from home, entertaining, games room /recreational area.
- * 640m2 of level block
- * 10 x Solar panels
- * 2 x 2,500lt water tanks side by side.
- * Full side & pedestrian access and a fully fenced back yard
- * Space for multiple vehicles, boat, and caravan
- * Conveniently located close to all amenities
- * Abundant potential both inside and outside, work from home.
- * Double lockup remote garage with internal access
- * Security doors and screens throughout and 4 security cameras
- * Well established yard and gardens

Approximate distances to schools
Hercules State School 5.0 km

4 BED | 2 BATH | 7 CAR

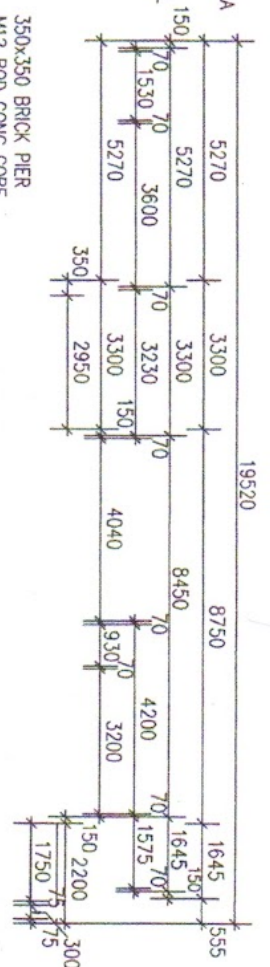
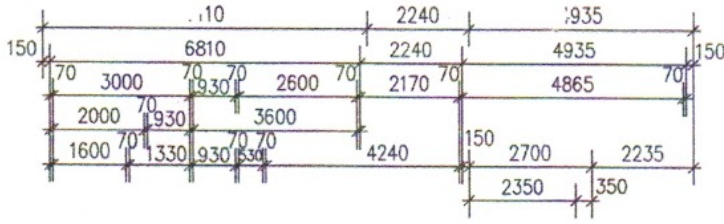
PRICE:
\$810,000

OPEN FOR INSPECTION:
N/A

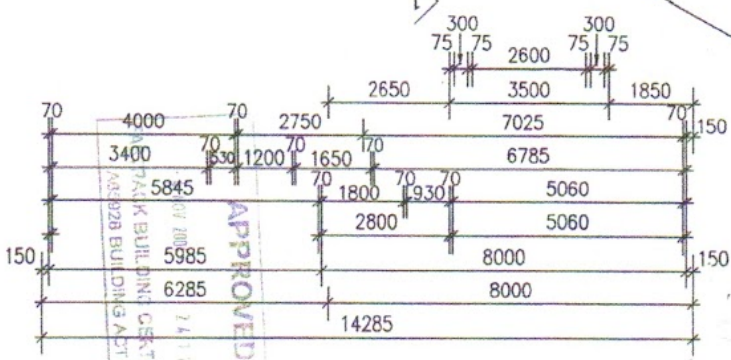
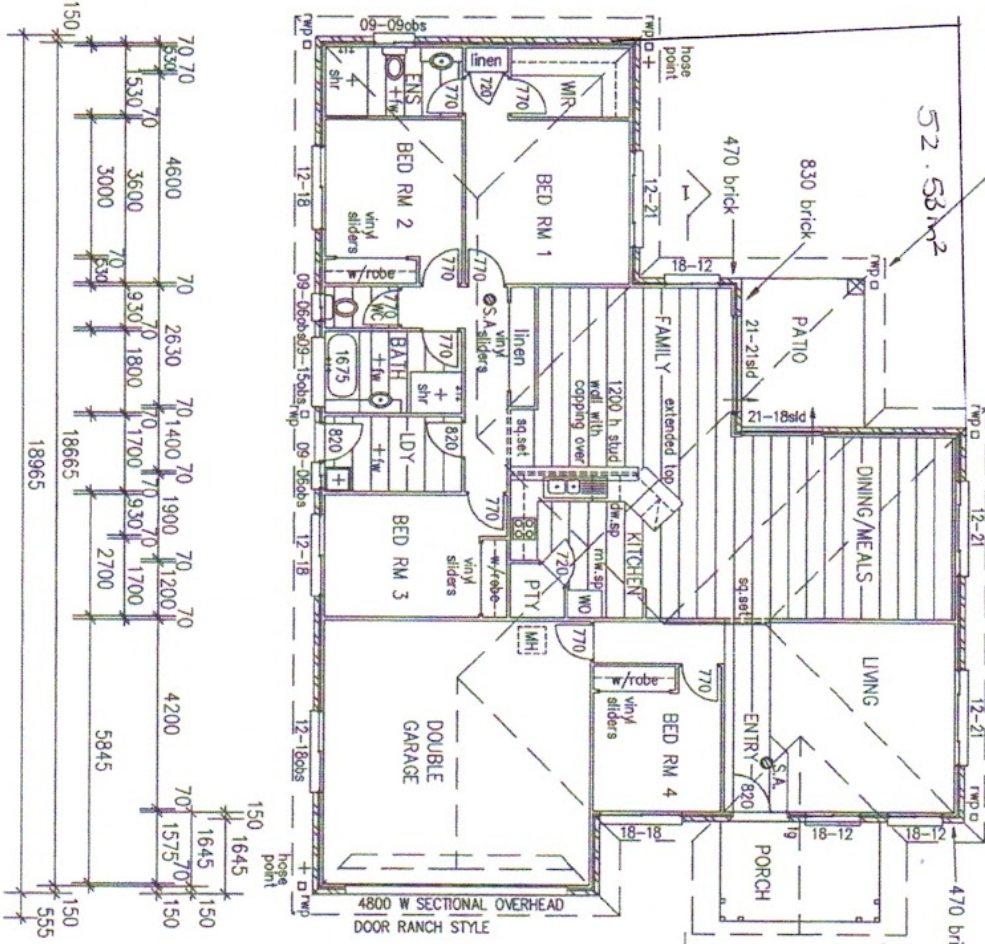


Beverley Gibbons
0420807083
beverley.gibbons@atrealty.com.au
www.atrealty.com.au

HOUSE ENERGY EFFICIENCY
 SARKING TO ENTIRE ROOF AREA
 BULK R2.5 INSULATION TO
 ROOF AREA
 R 1.0 FOIL WRAP TO EXTERNAL
 WALLS



FLOOR PLAN
 N2 WIND LOAD
 (W33N)



AREAS

LIVING	203.65 sq.m
PORCH	7.7
PATIO	8.9
TOTAL	220.25 sq.m

Brick perimeter 66.5 metres

Disclaimer: Please note this floor plan is for marketing purposes and is to be used as a guide only. All dimensions are estimates only and may not be exact measurements.