

FOR SALE

4 | 2 | 5

1 WARRAMBEEN PLACE, MUDGEERABA, QLD, 4213

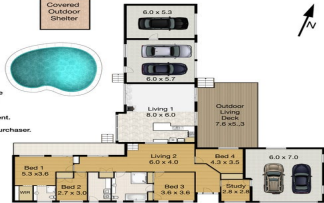


SANDRA LIEBENBERG
PROPERTIES GOLD COAST



★ Professional

1 Warrambeen Place Mudgeeraba
Land 2400 m² | Garage 5 cars | Bedroom 4 | Bathroom 2 | Living 2 | Study 1
Total approximate Floor Area 380 m²



FAMILY ACREAGE LIVING, ABUNDANT PARKING!!

Located in the heart of Mudgeeraba, this family residence with all the warmth of traditional charm mixed with modern updates and outdoor entertaining plus in-ground pool, offers loads of space for the entire family to enjoy.

Conveniently positioned in the centre of the home is a chef's kitchen with loads of cupboard and bench space, perfect for entertaining and the multiple living areas with loads of natural sunlight add to the overall appeal of this beautiful property.

A double auto garage and side access to a further double garage and 5x6 meter shed is perfect for trailers, boats and caravans or for multiple car parking. Plenty of space for children to explore with flat usable land, fully fenced on 2400sqm block.

Upon entry, walk into a designated entrance opening to informal open plan family room, and spacious study, there are 4 double size bedrooms, the master suite has a large en-suite bathroom and WIR

Features:

- Positioned in the heart of Mudgeeraba and surrounded by quality homes
- Flat usable block with landscaped gardens approx. 2400sqm
- Offerings loads of space for a growing family
- Open plan lounge /dining featuring natural wood fire for those chilly evenings
- Familv sized kitchen with casual dinina/familv flows through to outdoor entertaining

PRICE:
\$750,000




OPEN FOR INSPECTION:
N/A

Sandra Liebenberg // 0437081639

sandra@slpropertiesgc.com.au // www.slpropertiesgc.com.au



FOR SALE

4  | 2  | 5 

1 WARRAMBEEN PLACE, MUDGEERABA, QLD, 4213



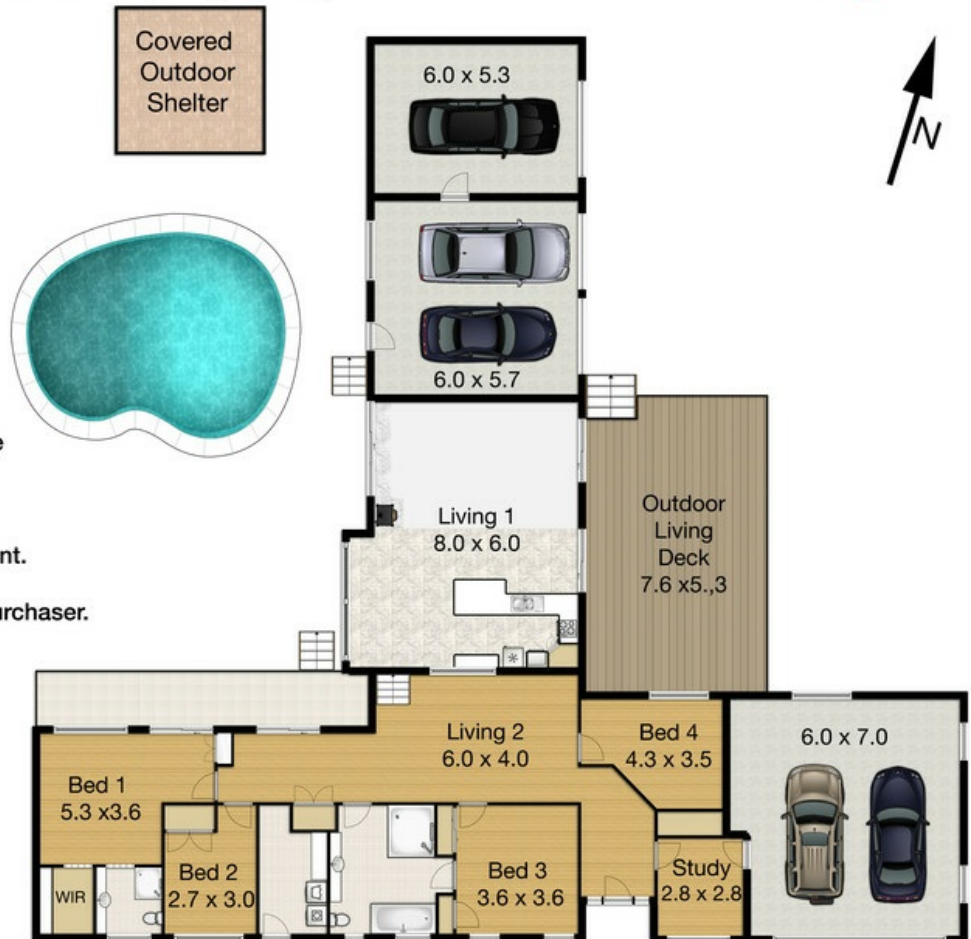
SANDRA LIEBENBERG
PROPERTIES GOLD COAST

1 Warrambeen Place Mudgeeraba

 **Professionals**
Mudgeeraba

Land 2400 m² | Garage 5 cars | Bedroom 4 | Bathrooms 2 | Living 2 | Study 1
Total approximate Floor Area 390 m²

Whilst every attempt has been made to ensure the accuracy of the floor plan. Measurements of doors, windows rooms and any other items are approximate and no responsibility is taken for any error, omission or misstatement. This plan is for illustrative purposes only and should be used as such by any prospective purchaser.



Sandra Liebenberg // 0437081639

sandra@slpropertiesgc.com.au // www.slpropertiesgc.com.au