



Located in Gemlife Over 50's Lifestyle Resort Bribie Island

SOLD

WELCOME TO VILLA 192 "SEASHELL DESIGN" AT GEMLIFE BRIBIE ISLAND!

Your dream home awaits, discover the ultimate blend of luxury, comfort, and community in this spacious 2-bedroom, 2-bathroom villa, complete with a study and a 1.5-car garage. Perfectly designed for modern living, this home offers everything you need for a relaxed and enjoyable lifestyle.

Key Features:

Open-Plan Living Space:

Enter a generously sized living area that is bathed in natural light, making it ideal for entertaining guests or enjoying quiet evenings at home. The seamless flow from the living area to the alfresco space enhances the indoor-outdoor living experience.

Gourmet Kitchen:

The heart of the home features top-of-the-line Smeg appliances, elegant 40mm stone benchtops with waterfall edges, and soft-close drawers. A huge walk-in pantry provides an abundance of storage, while an instant boiling water tap adds convenience for your culinary adventures.

Main Bedroom Retreat:

This spacious main bedroom features a stylish walk-through robe and a luxurious ensuite, complete with floor-to-ceiling tiles, double basins, and a large frameless shower. Enjoy direct access to your private alfresco area, equipped with electric privacy blinds for a serene escape.

Guest Accommodation:

The well-appointed guest bedroom, featuring a built-in robe with mirrored doors and a ceiling fan, is situated at the front of the home for enhanced privacy. The adjacent main bathroom is beautifully tiled floor-to-ceiling, making it a perfect retreat for visitors.

Study:

Maximize your productivity with a built-in desk and overhead cupboards, complete with LED strip lighting.

Outdoor Living:

The large undercover alfresco area is perfect for entertaining or enjoying a peaceful morning

2 BED | 2 BATH | 2 CAR

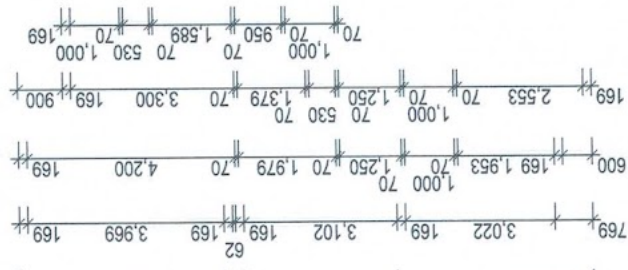
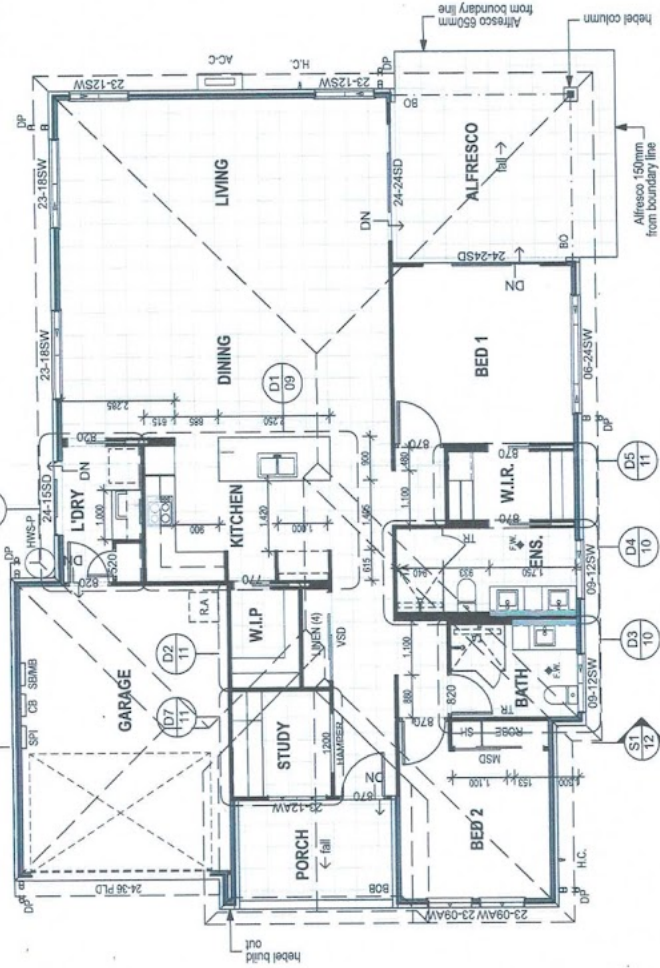
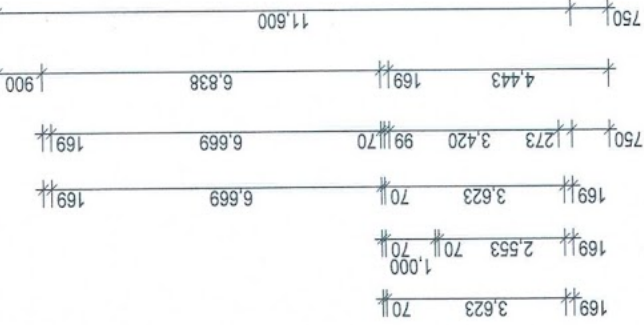
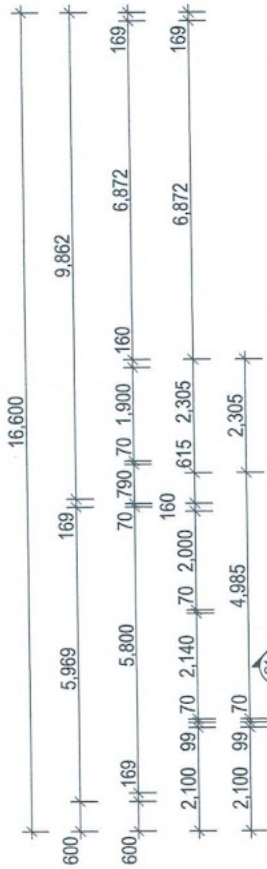
PRICE:
\$755,000

OPEN FOR INSPECTION:
N/A




Michelle Rochow
0402002245
michelle.rochow@atrealty.com.au
www.atrealty.com.au

ROOM	ADDITIONAL NOTES	CLG LEVEL
BED 1		2700
BED 2		
LIVING		
DINING		
KITCHEN		
BATH	- 200mm shower screen to bath - 100mm VC into 90 stud wall above VB - 40mm center studs for all walls - 120 deep VC into 90 stud wall above VB - 120 deep VC into 90 stud wall above VB - 40mm center studs for all walls - Translucent shower screen with Chrome slip at doorway	
ENS.		
W.I.R.	- Slab to ceiling - Provides external step	
L'RY		
STUDY		
W.I.P.		
GARAGE		
ALFRESCO		
PORCH		



AREAS	SQ METERS
A	18.58
G	26.72
L	133.08
P	6.51
T	184.89 m ²
W	179.00 m ²



FLOOR PLAN 1:100

Disclaimer: Please note this floor plan is for marketing purposes and is to be used as a guide only. All dimensions are estimates only and may not be exact measurements.