


6 YULE STREET, CITY BEACH, WA, 6015

shore
PROPERTY



SOLD

LARGE RENOVATED FAMILY HOME | NORTH FACING GARDENS & RESORT POOL | WHISPER QUIET STREET

Large Renovated Family Home
North Facing Gardens & Resort Pool
Whisper Quiet Street

Shore | By Negotiation From \$3M

This whisper quiet, park side City Beach Street is home to only a handful of homes.

Stroll effortlessly through parkland all the way to the beach, or all the way to the Empire Village, for 24-hour gourmet groceries, a convenience meal or a catch up with friends for a drink.

Immaculate in every way this home expands like a tardis as you traverse from the street front to the rear of the home.

Large family kitchen and lounging area opens up via bifold doors to an expansive alfresco entertaining space overlooking one of the biggest below ground swimming pools you are likely to see!

The backdrop to the north facing rear is wide open, green and private. A truly tranquil setting out of the wind and bathed in winter sunshine that will make you feel appreciative daily for the life that you have created for yourselves here.

There is a master suite on one level with its own ensuite and a guest bedroom on the other level also with its own ensuite. The location of the guest room is separate to the rest of the home and would be perfect for multigenerational living, young adults, or au pairs. It is adjacent to the third of the three living areas so can function as its own separate wing. Three other generous minor bedrooms share a family bathroom.

Three separate living areas could loosely be split into formal, informal and games rooms and provide your large family ample space for all to separate for quiet time or reconvene for family

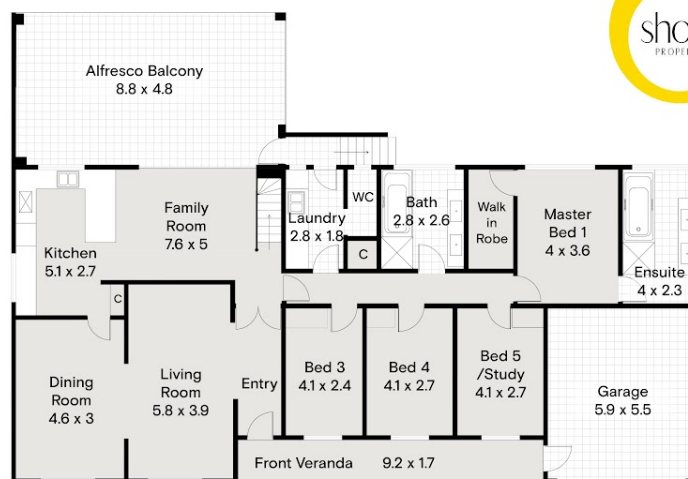
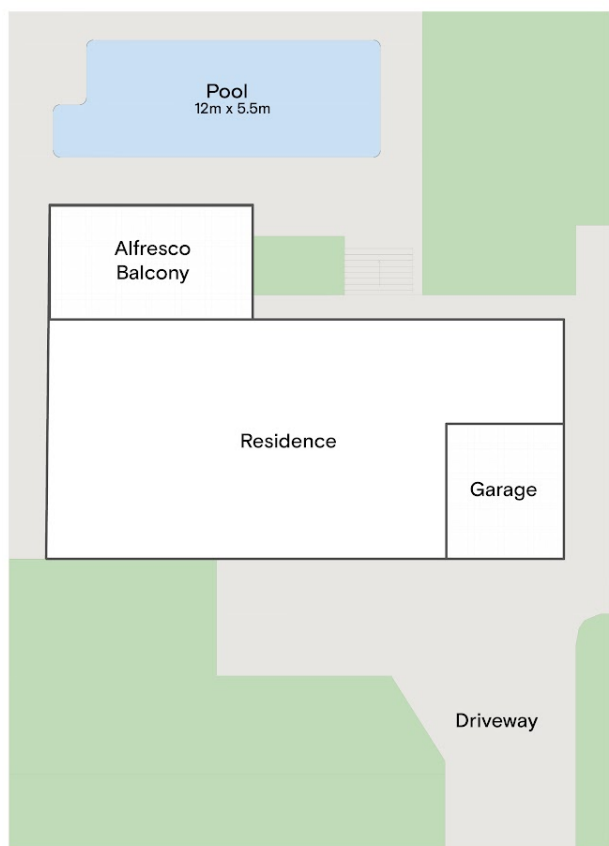
5 BED | 3 BATH | 2 CAR

PRICE:
\$3,050,000

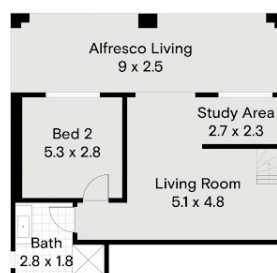
OPEN FOR INSPECTION:
N/A



Scott Swingler
0403344649
scott@shore-property.com.au
Shore Property



Ground Floor



Lower Ground Floor

Approximate Areas:

Upper Ground	190m ²
Lower Ground	78m ²
Front Veranda	15m ²
Garage	32m ²
Total:	315m²

Address:
6 Yule Street, City Beach 6015

Scale:
1:200

Date:
2/04/25



this floorplan is for illustrative purposes only to show the layout of the residence. not to be used for any other use

KNIGHT SKY
DESIGN

Disclaimer: Please note this floor plan is for marketing purposes and is to be used as a guide only. All dimensions are estimates only and may not be exact measurements.